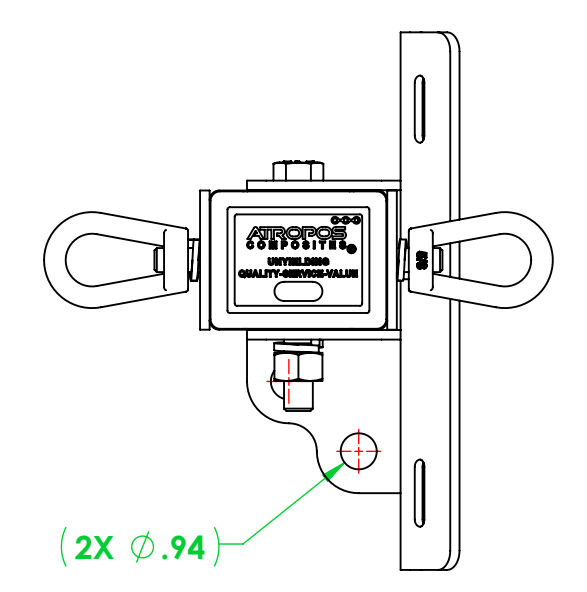
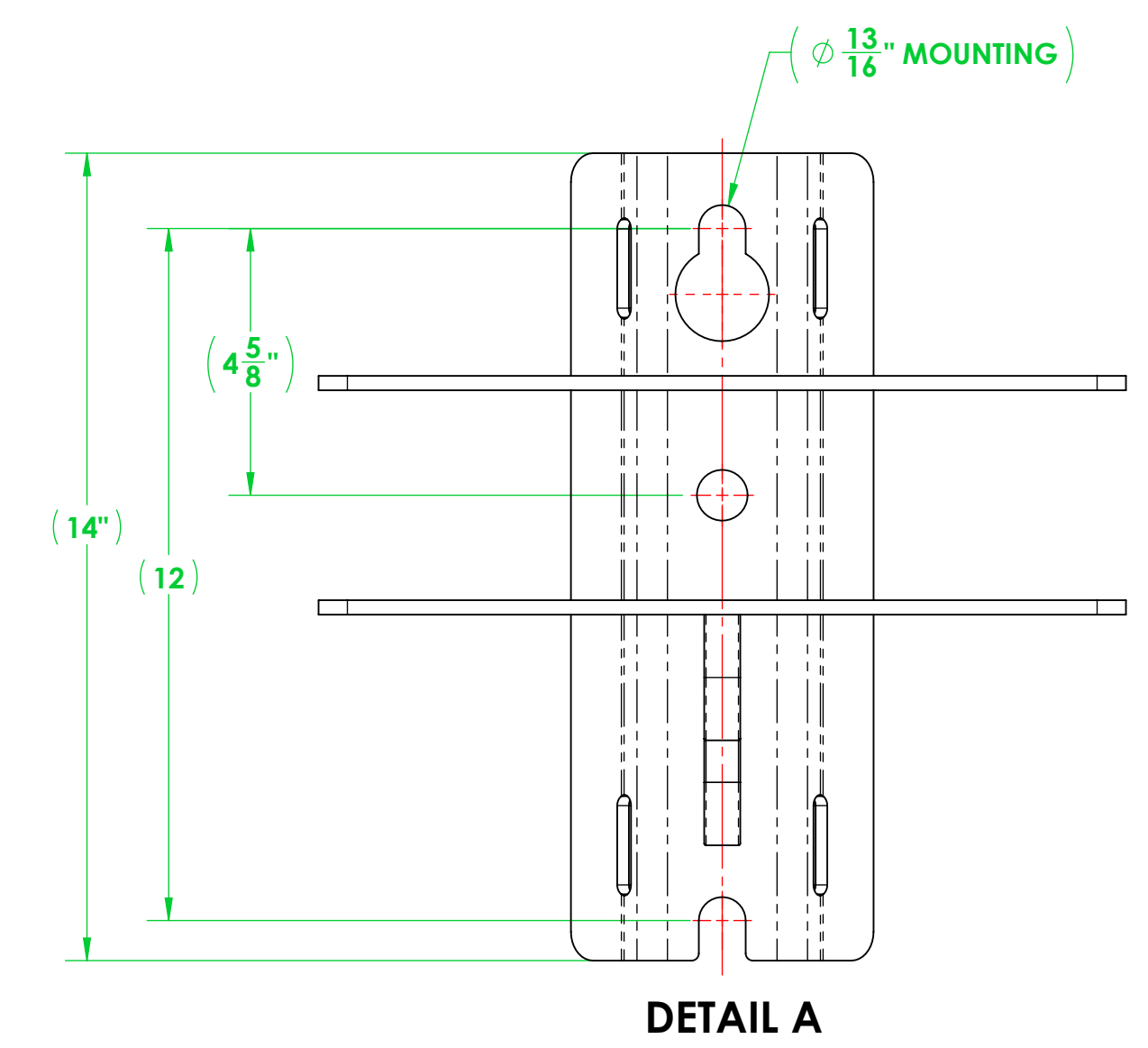
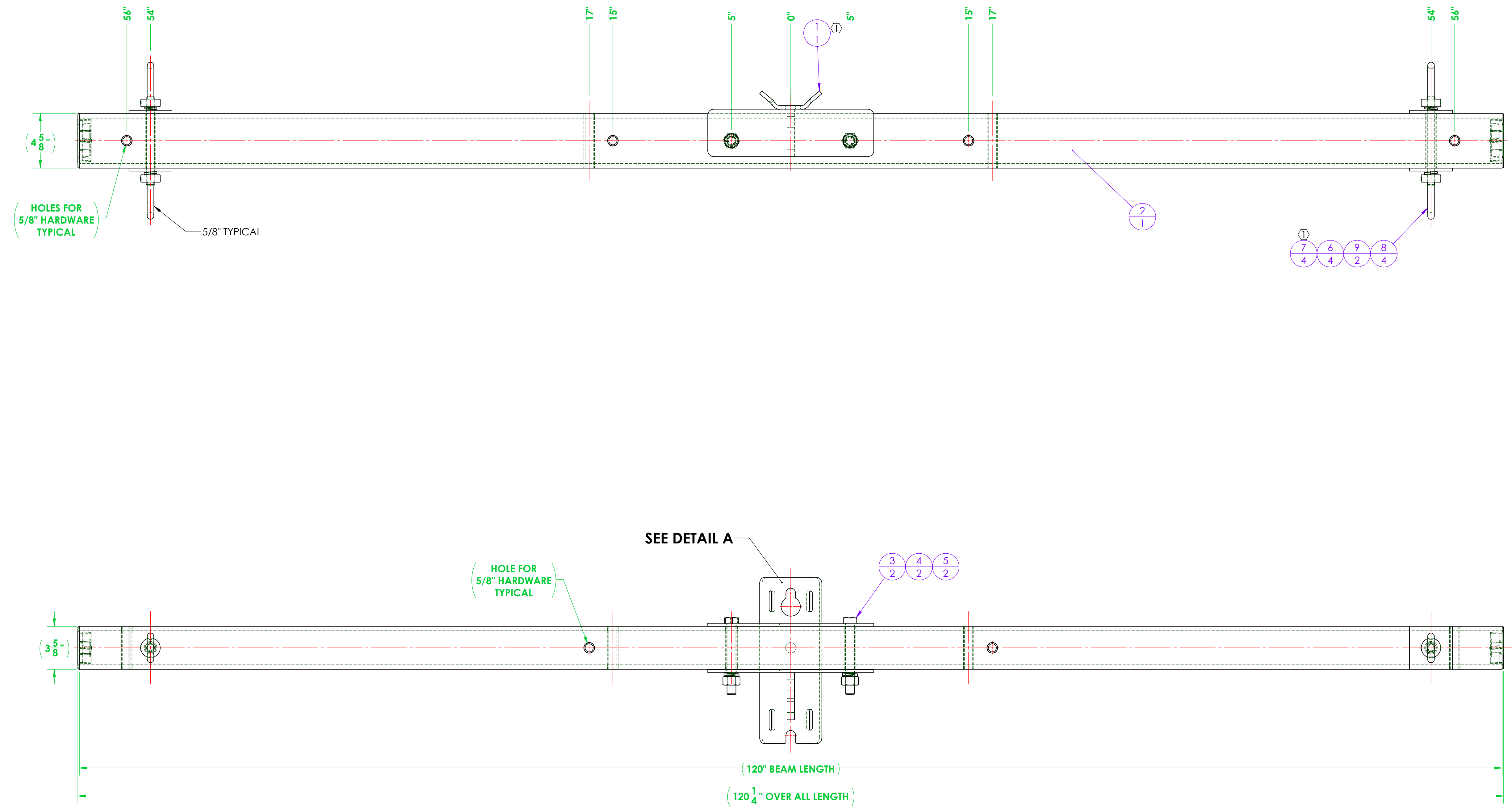


REVISIONS			
REV.	DESCRIPTION	DATE	APPROVED
-	NEW RELEASE	-	-
1	MOUNTING BRACKET WAS FABRICATED NOW PURCHASED. PLATE WASHERS WERE FABRICATED NOW PURCHASED.	4/22/2026	F. BRYANT



ITEM NO.	PART NUMBER	DESCRIPTION	QTY.
① 1	A700-0044	CROSSARM MOUNTING BRACKET, DEADEND, 3400 SERIES	1
2	3403A120-D312-2R10 CA	ASSEMBLY, 3402 DEADEND CROSSARM, 8'	1
3	A616-0020-02	BOLT, HEX, 3/4"-10 X 6.00" LONG, HOT DIPPED GALVANIZED STEEL, 1-1/8" DRIVE	2
4	A616-0042-01	LOCK WASHER, FOR 3/4" SCREW, 0.766" ID, 1.265" OD, 0.188" THICK, HOT-DIPPED GALVANIZED STEEL	2
5	A616-0019-02	EXTREME STRENGTH NUT, HEX, 3/4"-10, 2H, HOT-DIPPED GALVANIZED	2
6	A616-0042-02	LOCK WASHER, FOR 5/8" SCREW, 0.641" ID, 1.073" OD, 0.156" THICK, HOT-DIPPED GALVANIZED STEEL	4
① 7	A700-0049	WASHER, SQUARE, 3.625" X 3.625" X 0.25 THICK WITH 0.66 THRU HOLE	4
8	A616-0017-02	EYENUT, 5/8"-11, GALVANIZED STEEL	4
9	A711-0044	ALL-THREAD, 5/8"-11 X 7.50" LONG, GALV. STEEL	2

**GENERAL NOTES**

UNLESS OTHERWISE SPECIFIED:  
 DIMENSIONS ARE IN INCHES  
 STANDARD TOLERANCES:  
 FRACTIONAL: ±1/32  
 ANGULAR: ±0.5° BEND: ±2°  
 TWO PLACE DECIMAL: ±0.03  
 THREE PLACE DECIMAL: ±0.005  
 INTERPRET GEOMETRIC TOLERANCING PER ANSI Y14.5

MATERIAL: -  
 FINISH: -  
 DO NOT SCALE DRAWING

NAME	DATE
DRAWN: F. BRYANT	10/16/2025
CHECKED:	
ENG APPR:	
MFG APPR:	
Q.A.:	

PROPRIETARY AND CONFIDENTIAL

THE INFORMATION CONTAINED IN THIS DRAWING IS THE SOLE PROPERTY OF VELLISO. ANY REPRODUCTION IN PART OR AS A WHOLE WITHOUT THE WRITTEN PERMISSION OF VELLISO IS PROHIBITED.

ATROPOS COMPOSITES  
 12208 MISSOURI BOTTOM ROAD, HAZELWOOD, MO 63042  
 PHONE: 314.714.4001 FAX: 314.895.1943  
 SALES@LABYRINTH-TECH.COM

TITLE: ASSEMBLY, RUS, 3403, DEADEND, (2) WIRE, CROSSARM WITH GAIN, 10'

SIZE DWG. NO. **D3403A120-D312-2R10** REV 1  
 SCALE: 1:8 WEIGHT: 96.37 SHEET 1 OF 1